



New Generation PACi Cassette 90x90

Panasonic introduces new flat panel design which is modern and matching well with your space. These cassettes have developed to satisfy today's customer needs such as highest energy saving, maximum comfort and healthier air.

- New flat panel design
- Better SCOP & SEER (up to 15 %)
- Advanced comfort and energy saving by new Econavi sensor
- Air purification nanoe™ system
- Super quiet operation from 28 dB(A)

Econavi Intelligent Sensor:
Human activity sensor and floor temperature sensor can reduce waste by optimising air conditioner operation.



The Inverter system provides more precise temperature control and lower energy consumption.



Human activity sensor and floor temperature sensor can reduce waste by optimising air conditioner operation. (With panel CZ-KPU3A)



Higher SEER ratings mean greater efficiency. Save all the year while cooling!



Higher SCOP ratings mean greater efficiency. Save all the year while heating!



The air conditioner works in cooling only mode with an outdoor temperature of -15°C.



The air conditioner works in heat pump mode with an outdoor temperature as low as -20°C.



New Nanoe utilises nano-technology fine particles to purify the air in the room. (Optional CZ-CNEXU1)



DC Fan: Save and precise.



Old systems using R22 refrigerant can be easily replaced with Panasonic solution.



Control your air conditioning from wherever you are. Using a smartphone, tablet or PC via internet. (Optional PA-RC2-WIFI-1)



Integrated port into the indoor unit. Easy connection and control to your home management system.



5 Years Warranty. We guarantee the compressors in the entire range for five years.

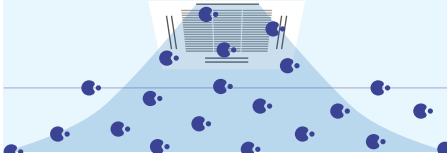
New functions for the best performance of PACi Cassete 90x90

These cassettes offer upgraded Econavi and nanoe™ purification system as accessories for making application space more comfortable, healthy and efficient.

Always fresh and clean air with nanoe™

New nanoe™ available by the advanced technology of Room Air conditioning.

- Purifying operation can work simultaneously or independently from heating/cooling operation.

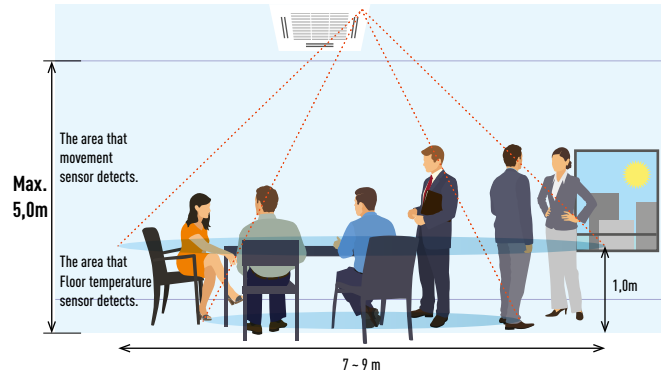


- Inhibiting viruses, bacteria & deodorization (bacteria, fungus, pollen, virus and cigarette smoke)*. OH radicals in nanoe™ pull bacteria's hydrogen out and it is effectively deodorized and sterilized
- Clean inside by nanoe™ + Dry control: inside of IDU can be clean by short operation circuit with nanoe™ and drying.

CZ-RTC5A and optional accessory (CZ-CNEU1) are required to use nanoe™ function.

Advanced Econavi functions

2 sensors (movement and floor temperature) can find waste of energy and control effectively. Floor temperature can detect up to 5,0 m ceiling height



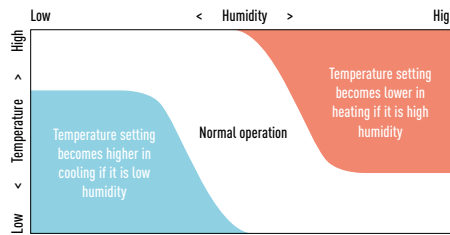
ECONAVI exclusive panel. Optional (CZ-KPU3A)

Floor temperature sensor.
This sensor detects average floor temperature and operates circulation if floor is low temperature.

Movement sensor.
This sensor detects the amount of human activity, and operates effectively.

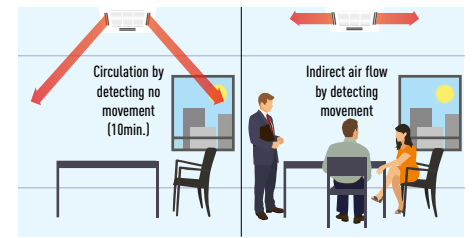
Wired remote controller CZ-RTC5A is required.

Humidity sensor



New humidity sensor has added on air suction part, and realizes comfort and energy saving based on temperature and humidity.

Group control, circulation function



Circulating operation is activated when nobody is there, and mix air in the whole room. Minimize temperature gap in both heating & cooling operation.



Optional Controllers:



Control for hotel application PAW-REZC3



Wired remote controller CZ-RTC5A Compatible with Econavi




Timer remote controller CZ-RTC4 Compatible with Econavi



Wireless remote controller CZ-RWSU2N Wireless receiver CZ-RWSU3



Simplified remote controller CZ-REZC2



Econavi panel: CZ-KPU3A (CZ-RTC5A is required)



Optional nanoe™ kit: CZ-CNEU1 (CZ-RTC5A is required)

PU2 4 WAY 90x90 CASSETTE PACi STANDARD AND ELITE INVERTER+

			Cooling			Heating			Sound pressure	Dimensions (In)	Dimensions (Out)	Piping length range / Elevation difference (in/out) 2)
			Capacity	SEER ¹⁾	EER	Capacity	SCOP ¹⁾	COP				
	Nom (Min - Max)	Nominal	Nominal	Nom (Min - Max)	Nominal	Nominal	Nominal	Hi / Lo / S-Lo	H x W x D	H x W x D		
	kW	W/W	kW	kW	W/W	kW	kW	dB(A)	mm	mm	m	
Operating range. Cool: -10 ~ 43 (Min ~ Max) — Heat: -15 ~ 24 (Min ~ Max)												
PACi STANDARD INVERTER+	Indoor Unit	Outdoor Unit										
KIT-60PU2E5B	S-60PU2E5A	U-60PE2E5	6,0 (2,0 - 7,1)	7,00 A++	3,70 A	6,0 (1,8 - 7,0)	4,10 A*	4,20 A	36 / 31 / 28	256 x 840 x 840	619 x 799 x 299	3 - 40 / 30
KIT-70PU2E5B	S-71PU2E5A	U-71PE2E5	7,1 (2,0 - 7,7)	6,50 A++	3,24 A	7,1 (1,8 - 8,1)	4,20 A*	4,13 A	37 / 31 / 28	256 x 840 x 840	619 x 799 x 299	3 - 40 / 30
KIT-100PU2E5A	S-100PU2E5A	U-100PE1E5	10,0 (2,7 - 11,5)	6,70 A++	3,16 B	10,0 (2,1 - 13,8)	4,30 A*	4,15 A	45 / 38 / 32	319 x 840 x 840	996 x 940 x 340	5 - 50 / 30
KIT-125PU2E5A	S-125PU2E5A	U-125PE1E5	12,5 (3,8 - 13,5)		3,16 B	12,5 (3,4 - 15,0)		4,10 A	46 / 39 / 33	319 x 840 x 840	996 x 940 x 340	5 - 50 / 30
KIT-100PU2E8A	S-100PU2E5A	U-100PE1E8	10,0 (2,7 - 11,5)		3,16 B	10,0 (2,1 - 13,8)		4,15 A	45 / 38 / 32	319 x 840 x 840	996 x 940 x 340	5 - 50 / 30
KIT-125PU2E8A	S-125PU2E5A	U-125PE1E8	12,5 (3,8 - 13,5)		3,16 B	12,5 (3,4 - 15,0)		4,10 A	46 / 39 / 33	319 x 840 x 840	996 x 940 x 340	5 - 50 / 30
KIT-140PU2E8A	S-140PU2E5A	U-140PE1E8	14,0 (3,3 - 15,5)		3,25 A	14,0 (4,1 - 16,0)		4,15 A	47 / 40 / 34	319 x 840 x 840	1.416 x 940 x 340	5 - 50 / 30
Operating range. Cool: -15 ~ 46 (Min ~ Max) — Heat: -20 ~ 24 (Min ~ Max)												
PACi ELITE INVERTER+	Indoor Unit	Outdoor Unit										
KIT-36PU2E5B	S-36PU2E5A	U-36PE2E5A	3,6 (1,5 - 4,0)	7,40 A++	4,68 A	4,0 (1,5 - 5,0)	4,60 A++	5,13 A	30 / 28 / 27	256 x 840 x 840	619 x 799 x 299	3 - 40 / 30
KIT-50PU2E5B	S-50PU2E5A	U-50PE2E5A	5,0 (1,5 - 5,6)	7,10 A++	3,79 A	5,6 (1,5 - 6,5)	4,40 A*	4,44 A	32 / 29 / 27	256 x 840 x 840	619 x 799 x 299	3 - 40 / 30
KIT-60PU2E5B	S-60PU2E5A	U-60PE2E5A	6,0 (2,0 - 7,1)	7,40 A++	3,75 A	7,0 (1,8 - 8,0)	4,20 A*	4,07 A	36 / 31 / 28	256 x 840 x 840	619 x 799 x 299	3 - 40 / 30
KIT-71PU2E5A	S-71PU2E5A	U-71PE1E5A	7,1 (2,5 - 8,0)	7,60 A++	3,94 A	8,0 (2,0 - 9,0)	4,30 A*	4,30 A	37 / 31 / 28	256 x 840 x 840	996 x 940 x 340	5 - 50 / 30
KIT-100PU2E5A	S-100PU2E5A	U-100PE1E5A	10,0 (3,3 - 12,5)	7,60 A++	4,27 A	11,2 (4,1 - 14,0)	4,80 A++	5,00 A	45 / 38 / 32	319 x 840 x 840	1.416 x 940 x 340	5 - 75 / 30
KIT-125PU2E5A	S-125PU2E5A	U-125PE1E5A	12,5 (3,3 - 14,0)		3,70 A	14,0 (4,1 - 16,0)		4,60	46 / 39 / 33	319 x 840 x 840	1.416 x 940 x 340	5 - 75 / 30
KIT-140PU2E5A	S-140PU2E5A	U-140PE1E5A	14,0 (3,3 - 15,5)		3,30 A	16,0 (4,1 - 18,0)		4,30 A	47 / 40 / 34	319 x 840 x 840	1.416 x 940 x 340	5 - 75 / 30
KIT-71PU2E8A	S-71PU2E5A	U-71PE1E8A	7,1 (3,2 - 8,0)	7,30 A++	3,94 A	8,0 (2,8 - 9,0)	4,30 A*	4,30 A	37 / 31 / 28	256 x 840 x 840	996 x 940 x 340	5 - 50 / 30
KIT-100PU2E8A	S-100PU2E5A	U-100PE1E8A	10,0 (3,3 - 12,5)	7,40 A++	4,27 A	11,2 (4,1 - 14,0)	4,80 A++	5,00 A	45 / 38 / 32	319 x 840 x 840	1.416 x 940 x 340	5 - 75 / 30
KIT-125PU2E8A	S-125PU2E5A	U-125PE1E8A	12,5 (3,3 - 14,0)		3,70 A	14,0 (4,1 - 16,0)		4,60 A	46 / 39 / 33	319 x 840 x 840	1.416 x 940 x 340	5 - 75 / 30
KIT-140PU2E8A	S-140PU2E5A	U-140PE1E8A	14,0 (3,3 - 15,5)		3,30 A	16,0 (4,1 - 18,0)		4,30 A	47 / 40 / 34	319 x 840 x 840	1.416 x 940 x 340	5 - 75 / 30

1) SEER and SCOP classification is at 230V(400V) only in accordance with EN-14825. For heating, SCOP indicates the value of only Average heating season, 2) When outdoor unit is installed at higher position than indoor units. • NEW

Panasonic

To find out how Panasonic cares for you, log on to: www.aircon.panasonic.eu

Panasonic Marketing Europe GmbH
Panasonic Air Conditioning
Hagenauer Strasse 43, 65203 Wiesbaden, Germany

heating & cooling solutions

